

### Day 3 Getting Ready for Math!

#### Make Some Visuals:

Print the following pages of visuals to be used with math activities. Many are simple and can just be drawn on blank paper if it's easier!

#### Gather Supplies:

*You don't have to go out and buy these things (**please don't!**), but if you already have them around the house, gather them all together for use in various activities. If an activity requires something you don't have, you will most likely be able to find a substitute when the time comes.*

Objects to be used as counters (Hot Wheels cars, pom poms, beads, blocks, coins, buttons, dry beans, pasta, paper clips, Lego, Connect Four pieces, glass gems, small rocks)

Small containers (muffin tins, ice cube trays, single serve yogurt containers, small paper/ plastic cups)

1-2 decks of cards

As many dice as you can find (10 is ideal, more is better for multiple players!) <https://amzn.to/33HY7hU>

Ruler and/ or tape measure

Playdough

Cookie sheet

Small, lightweight balls or objects (ping pong balls, badminton birdies, pom poms)

Bucket

Clothes pegs

*Repeated from Day 2 post:*

Masking Tape, Dry erase markers, Plastic sheet protectors, Plastic bowling set, index cards, sensory bin

**Check out these online math manipulatives:**

<https://www.didax.com/math/virtualmanipulatives.html>

<https://www.mathlearningcenter.org/resources/apps>



Number line for 1-1 correspondence

1	2	3	4	5	6	7	8	9	10	11	12	

1-12 Number line


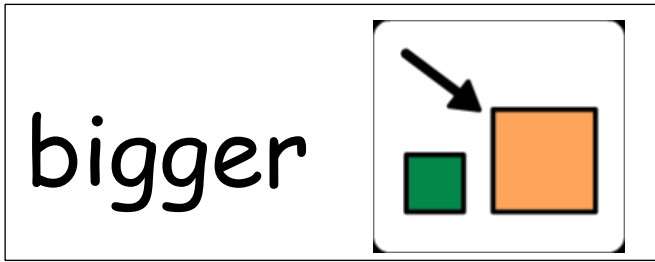
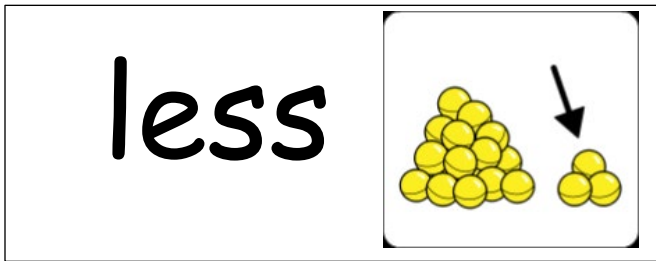



1	2	3	4	5	6	7	8	9	10	11	12
---	---	---	---	---	---	---	---	---	----	----	----

1-20 Number line (place the 11 over the blank space and tape together)

1	2	3	4	5	6	7	8	9	10	
---	---	---	---	---	---	---	---	---	----	--

11

11	12	13	14	15	16	17	18	19	20
----	----	----	----	----	----	----	----	----	----



# Hundred Chart

1	2	3	4	5	6	7	8	9	10
11	12	13	14	15	16	17	18	19	20
21	22	23	24	25	26	27	28	29	30
31	32	33	34	35	36	37	38	39	40
41	42	43	44	45	46	47	48	49	50
51	52	53	54	55	56	57	58	59	60
61	62	63	64	65	66	67	68	69	70
71	72	73	74	75	76	77	78	79	80
81	82	83	84	85	86	87	88	89	90
91	92	93	94	95	96	97	98	99	100

# Addition Mat

