

Day 5 Get Ready for Comprehension, Vocabulary and Fluency

Make Some Visuals

Print the following pages of visuals. Many are simple and can just be drawn on blank paper if it's easier!

Gather Supplies

You don't have to go out and buy these things (please don't!), but if you already have them around the house, gather them all together for use in various activities. If an activity requires something you don't have, you will most likely be able to find a substitute when the time comes.



Some of your child's favourite books to read or have read to them

Some books on the same theme e.g. animals, Spring, vehicles, sports

Some books that are very easy for your child to read (independent level)

Photographs and pictures of interest

Pointer (craft stick, fancy unsharpened pencil, finger flashlight, finger puppet)

Strips of paper (8 ½ X 11 cut lengthwise in 1" strips)




Post-it notes (standard size)

Whiteboard

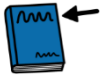














Repeated from Day 2 & 3 posts:

Dry erase markers, Plastic sheet protectors, Blank paper, Sharpies or other markers. lg. craft sticks














KWL Chart

Topic:		
What I Know 	What I Want to Know 	What I Learned 

Story Map

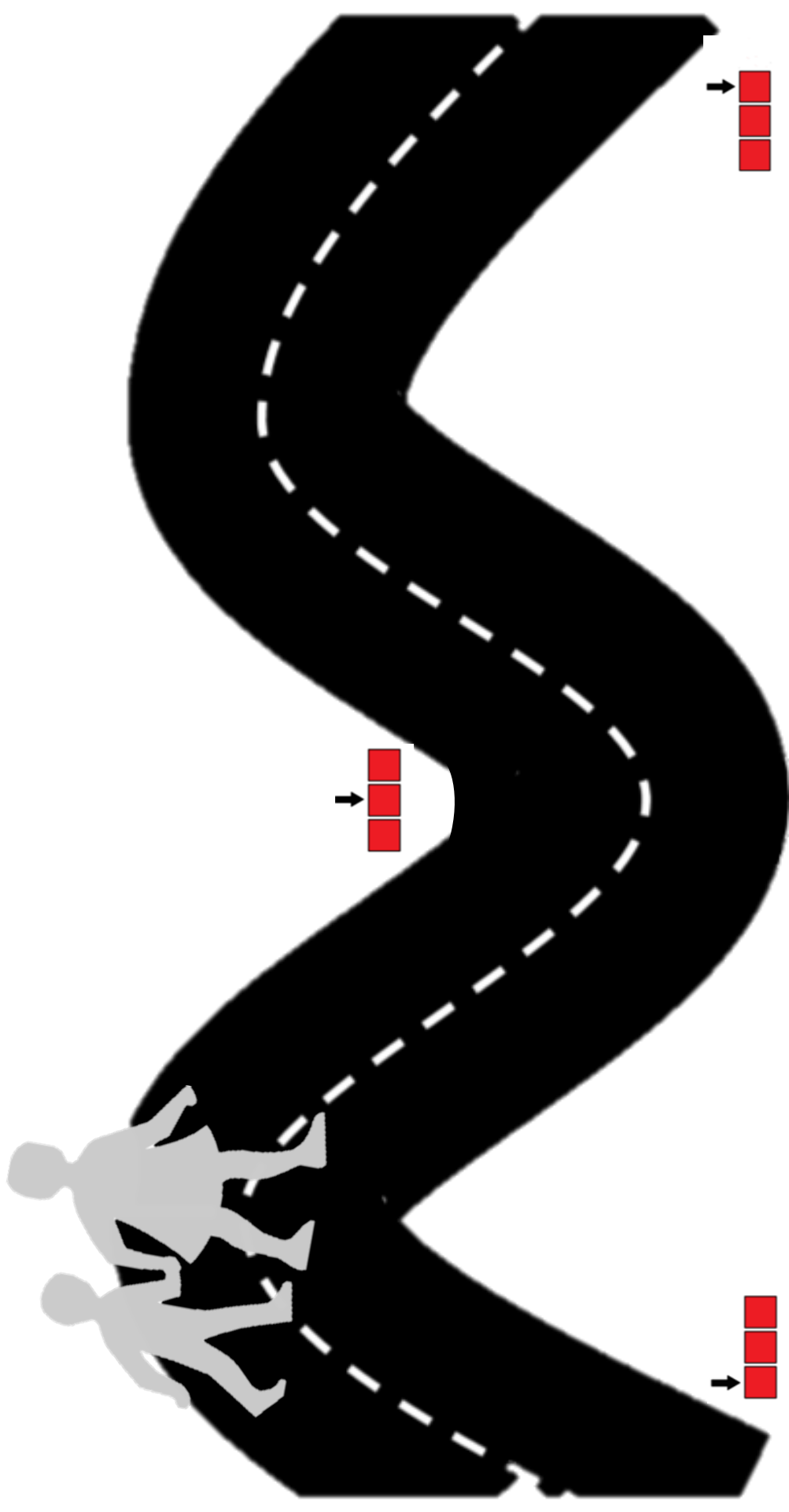
 Title:	 Author:	
Characters:  	Setting:   	
Beginning  	Middle  	End  
 Problem	 Solution	

Movie Map

 Movie:					
Characters:		Setting:	 		
Beginning	 	Middle	 	End	 
 Problem		 Solution			
I rate the movie:					

Retelling Road


Characters:




Word of the Day

What it Means	Words That Mean the Same Thing (Synonyms)
<p>Word of the Day</p> <hr/>	
Use it in a Sentence	Find or make a picture

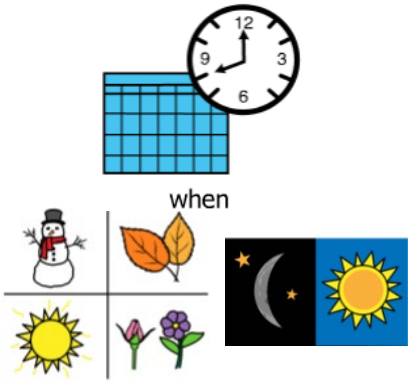
"Who" Grid

	 <p>who</p>	



"What" Grid

	 <p>what</p>	

"When" Grid

	 <p>when</p>	

"Where" Grid

	 <p>where</p> 	

Fiction Anticipation Guide

Anticipation Guide for: _____

Before		Event from Book	After	
Will it happen?			Did it happen?	
Yes	No		Yes	No

Non-Fiction Anticipation Guide

Anticipation Guide for: _____

Statement	Do you think it is true?	Were you correct?	Page Number	What does the book say?
	Yes No	Yes No		
	Yes No	Yes No		
	Yes No	Yes No		
	Yes No	Yes No		
	Yes No	Yes No		

Talking Sticks

How does the character feel?

What is the problem in this story?

Why did _____ happen?

Where is this story taking place?

What happened first in this story?

What is your favorite part?

What is happening in the picture?

What is one new word on this page?

What do you think will happen next?

Who is the story about?

What does _____ remind you of?